



### District Report Card: 2017


<b>State:</b> West Bengal	<b>District:</b> Nadia
<b>Class:</b> 8	<b>Subject:</b> Language
<b>Schools:</b> 51	<b>Students:</b> 1338


### Participation/Coverage


#### Students

 GENDER	Boys		Girls	
	Number	%	Number	%
	665	49.70	673	50.30

 AREA	Rural		Urban	
	Number	%	Number	%
	1160	86.70	178	13.30

 CATEGORY	SC		ST		OBC		GEN	
	Number	%	Number	%	Number	%	Number	%
	455	34.01	43	3.21	372	27.80	468	34.98

 CWSN	LD	VI	HI	S&LD	ID	Oth
	1	2	1	6	0	2

 Management	Government		Government-aided	
	Number	%	Number	%
	592	44.25	746	55.75

### Average Performance of Students in Language (%)

Overall	Gender		Area		Management		Social Group			
	Male	Female	Rural	Urban	Govt.	Aided	SC	ST	OBC	GEN
57.34	58.21	56.48	55.66	68.31	57.75	57.02	57.44	46.98	57.11	58.38

### Performance on Learning Outcomes (LOs)

Learning Outcomes	Description	Average Performance(%)
L813	Read textual/non-textual materials with comprehension and identifies the details, characters, main idea and sequence of ideas and events while reading	57.34

Range of Performance of Students who Answered Correctly							
Below 30%		30% - 50%		50% - 75%		Above 75%	
Number	%	Number	%	Number	%	Number	%
161	12.03	299	22.35	600	44.84	278	20.78

### Lowest Performing Learning Outcomes (LOs)

1 - Read textual/non-textual materials with comprehension and identifies the details, characters, main idea and sequence of ideas and events while reading (57.34)